

Keyboard Kids' Companion

Created by Teachers & Approved by Kids

Helen Smith Tarchalski, Editor

Musical Endings

As we say "goodbye" to 2018, read these clues to help unscramble musical names and terms. Fill in the blanks with the unscrambled words. Then crack the code by matching the numbered lines. Remember this code for great practicing and performances in 2019!



Answers: Bach, Beethoven, Bow, Coda, Double, Encore, Fine, Tonic

- CABH** The Baroque period in music ended the year that Johann Sebastian _____ died.
 1
- TONEEVEHB** A composer whose music transitions between the Classical and Romantic periods, Ludwig van _____ became deaf at the end of his life.
 18 15 5
- WOB** When we finish a performance, we _____ when the audience applauds.
 8 13
- CADO** Italian term for "tail," a _____ is a section sometimes added to the end of a piece.
 11 6
- LOBDUE** A _____ bar signals the end of a piece.
 19 3 7 12
- NEROEC** French word for "again." Sometimes at the end of a performance, a performer will add another piece that is not listed on the program, called an _____.
 20 14 21 4
- NEFI** Da capo al _____ means "return to the beginning of the piece, but only play again until where you see this term."
 10 16 9
- NOICT** The _____ chord, built on the first note of the scale, is usually the first and last chord of a piece.
 2 17

CODE:

S _____ Y _____ Y _____ G _____ S _____ Y _____
 1 2 3 4 5 6 7 8 9 10 11 4 12 13 3

P _____ P _____ M!
 4 1 14 15 16 17 18 19 4 20 4 10 21 4

Scherzo

A Musical Joke


Holiday shopping advice for musicians: Plan your **Chopin Liszt** early. You can get gifts **Fauré** good price, you won't have to **Handel** large crowds, and you will even have time to take **Bach** things you decide you don't want!





Technique Check-up

Balancing Act



Tool kit: Hi-liter pens, colored pencils, or removable highlighter tape.

Instructions: Do you find it tricky to play the melody louder than the accompaniment? Try the *Balancing Act* project.

1. Pat your head with your right hand. At the same time, rub your stomach with your left hand.

Change to your left hand patting your head, and your right hand rubbing your stomach. This exercise helps rev up your brain by doing something different on each side of your body at the same time.

2. Practice a pentascale (five-note scale) playing the right hand with *staccato* touch and left hand, *legato*. Practice switching hands as in Exercise #1.

3. Practice a pentascale with relaxed arm weight and firm

fingertips sinking into the keys for the loud hand. At the same time, practice **lightly brushing the surfaces of the keys (without making any sound) for the quiet hand.** Repeat until easy, then switch hands.

4. Practice playing *forte* (firm fingertips and relaxed arm weight) with the right hand and left hand, *piano* (gentle brush stroke). Repeat until easy, then switch hands.

Tips for success:

- Do these exercises *slowly* and listen carefully for the difference in sound between your hands. Be patient! It may take a while to master each step. Learning how to play a warm, full, singing melody with a quieter accompaniment is worth the effort!
- Try giving yourself visual cues in your music. Using Hi-Liter pens or highlighter tape, mark the music with **bright pink or red for the loud hand**, and **cool blue for the quiet hand**.

Composer Birthdays

November

14 Fanny Mendelssohn Hensel (1805)
German Romantic pianist/composer

14 Aaron Copland (1900)
American Contemporary composer

24 Scott Joplin (1868)
American Ragtime composer

December


9 Joaquín Turina (1882)
Spanish Contemporary composer

16 Ludwig van Beethoven (1770)
German Classical composer


30 Dmitri Kabalevsky (1904)
Russian Contemporary composer/
conductor



Fanny Mendelssohn Hensel



Aaron Copland



Scott Joplin



Joaquín Turina



Ludwig van Beethoven



Dmitri Kabalevsky

Reprint permission granted exclusively for *Clavier Companion* subscribers and their students. © *Clavier Companion*, 2018.