



Budgeting: Community Impact Initiatives

Heather Smith, MBA, MM

Director of Development and Advancement

The Frances Clark Center

hsmith@francesclarkcenter.org







Start with the end in mind.





CENTERPOINT

Legacy Theatre

525

Best of State
2000, 2021 & 2022
for Community Theater

Best of State
2020, 2021 & 2022
for Community Theater

2023 SEASON
The Music Man
The Sound of Music
The Book of Mormon
The Producers
The Book of Daniel

Navigating a Budget



Community Impact Initiative Sample Budget

Budgeted Income	\$	#	Estimated	Actual
Participation fees	15.00	267	4,005.00	
Ticket Sales	15.00	814	12,210.00	
Sponsors/Advertisements			5,600.00	
Grants			4,000.00	
Donations			6,500.00	
Swag Sales			1,800.00	
Total Income			34,115.00	

Budgeted Expenses	In Kind	Estimated	Actual
4 Boston Upright Pianos		24,000.00	
Advertising		500.00	
Graphic Design		800.00	
Office Supplies		400.00	
Venue Rental & AV	4,500.00	0.00	
Performer Gifts	1,200.00	0.00	
Photo Backdrops, Registration Desk Supplies		750.00	
Piano Moving and Tuning	7,200.00	0.00	
Printing: Event Programs, Tickets, Flyers		750.00	
Swag Expenses: Mugs, T-shirts		2,400.00	
Ticketleap fees		200.00	
Videography		800.00	
Website		750.00	
Total Expenses		31,350.00	

Net Income			2,765.00	
-------------------	--	--	-----------------	--



MONSTERCONCERT
UMTA Davis County



Types of Expenses

- Venue and Equipment
- Personnel Costs
- Marketing and Promotion
- Food and Beverage



Venue and Equipment

- Concert Hall
- Piano Rental & Tuning
- Equipment Fees



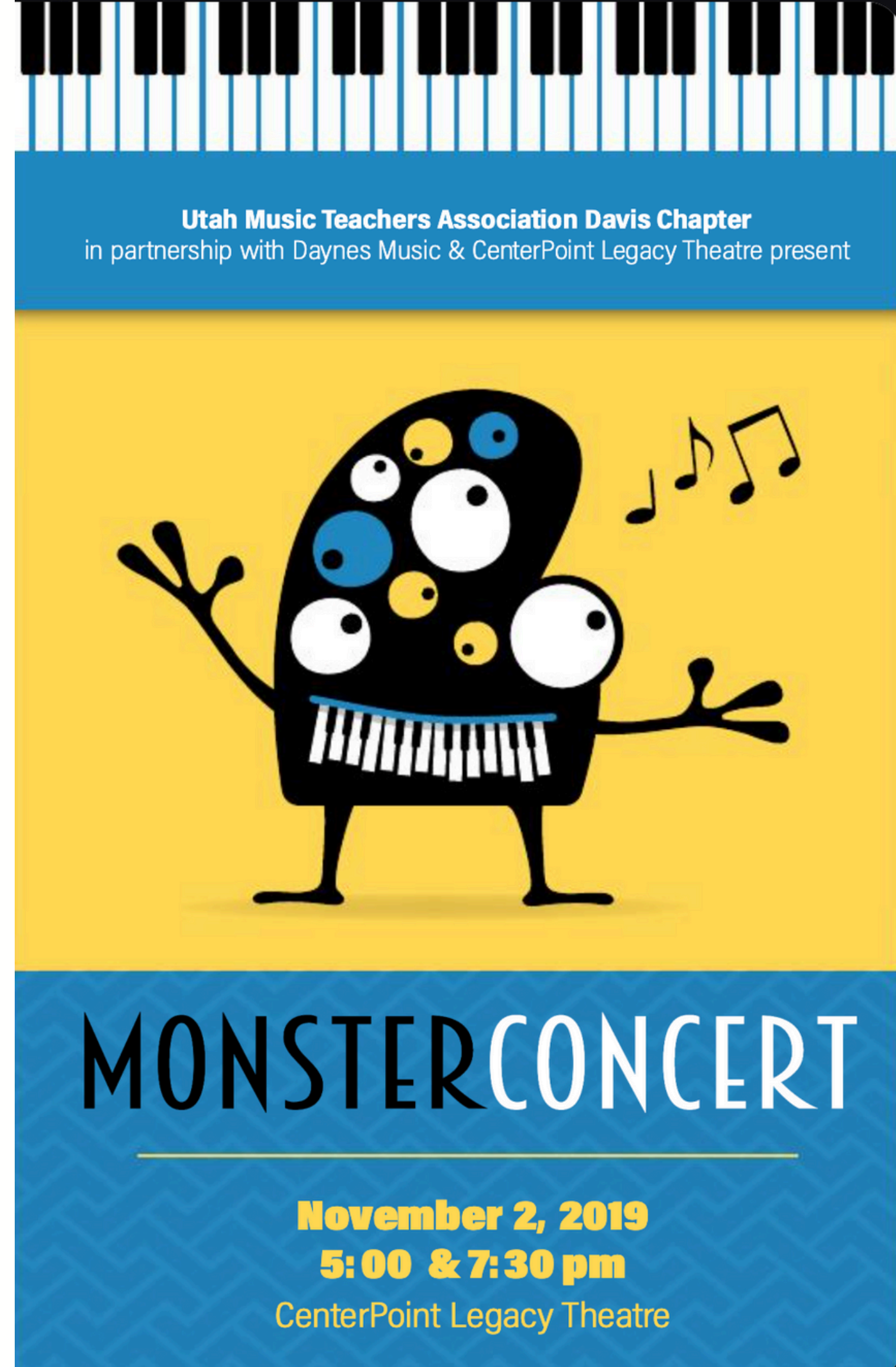
Personnel Costs

- Performing Artist Fees
- Staffing
- Volunteer Appreciation
- Contractors (AV, Videography, Photographer)



Marketing and Promotion

- Graphic Design
- Registration Desk
- Pop-up Banners
- Advertising
- Printing



Food and Beverage



Community Impact Initiative Sample Budget

Budgeted Income	\$	#	Estimated	Actual
Participation fees	15.00	267	4,005.00	
Ticket Sales	15.00	814	12,210.00	
Sponsors/Advertisements			5,600.00	
Grants			4,000.00	
Donations			6,500.00	
Swag Sales			1,800.00	
Total Income			34,115.00	

Budgeted Expenses	In Kind	Estimated	Actual
4 Boston Upright Pianos		24,000.00	
Advertising		500.00	
Graphic Design		800.00	
Office Supplies		400.00	
Venue Rental & AV	4,500.00	0.00	
Performer Gifts	1,200.00	0.00	
Photo Backdrops, Registration Desk Supplies		750.00	
Piano Moving and Tuning	7,200.00	0.00	
Printing: Event Programs, Tickets, Flyers		750.00	
Swag Expenses: Mugs, T-shirts		2,400.00	
Ticketleap fees		200.00	
Videography		800.00	
Website		750.00	
Total Expenses		31,350.00	

Net Income			2,765.00	
-------------------	--	--	-----------------	--



MONSTERCONCERT
UMTA Davis County

2 Min Break out Room Activity:

**Share 3 types of
expenses for your
project**





Types of Income

- Earned Income
- In-Kind Donations
- Sponsors
- Donors
- Grants
- (VOLUNTEERS)



Earned Income

- Participation Fees
- Ticket Sales
- Swag Sales
- Concessions



In-Kind Donations

- Instrument Rental
- Theater Rental
- Food & Beverages
- Printed Material
- Services (Videography, website)



Sponsors and Donors

- Small Business Owners
- Corporations
- Private Foundations
- Anonymous



Grants (Fiscal Sponsor Collaboration)

- Corporate Grants
- Foundational Grants
- Governmental Grants



Grantmakers.io



Find a Four
Profiles Se

Discover insights into your next funder

Grantmakers.io makes the public IRS 990 dataset useful to any nonprofit with an Internet connection. If a foundation files taxes electronically, you'll find them here.



FIND A PROFILE



SEARCH GRANTS

Volunteers

- Teachers
- Parents
- Students
- Outside Community
- Board Members



Community Impact Initiative Sample Budget

Budgeted Income	\$	#	Estimated	Actual
Participation fees	15.00	267	4,005.00	
Ticket Sales	15.00	814	12,210.00	
Sponsors/Advertisements			5,600.00	
Grants			4,000.00	
Donations			6,500.00	
Swag Sales			1,800.00	
Total Income			34,115.00	

Budgeted Expenses	In Kind	Estimated	Actual
4 Boston Upright Pianos		24,000.00	
Advertising		500.00	
Graphic Design		800.00	
Office Supplies		400.00	
Venue Rental & AV	4,500.00	0.00	
Performer Gifts	1,200.00	0.00	
Photo Backdrops, Registration Desk Supplies		750.00	
Piano Moving and Tuning	7,200.00	0.00	
Printing: Event Programs, Tickets, Flyers		750.00	
Swag Expenses: Mugs, T-shirts		2,400.00	
Ticketleap fees		200.00	
Videography		800.00	
Website		750.00	
Total Expenses		31,350.00	

Net Income			2,765.00	
-------------------	--	--	-----------------	--



MONSTERCONCERT

UMTA Davis County

2 Min Break out Room Activity:

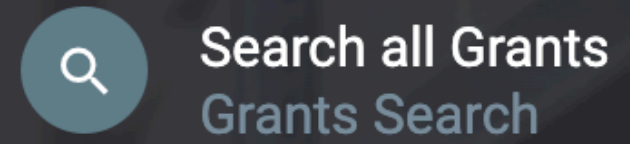

**Share 3 types of
income for your
project**



YOUR PROJECT: Sample Budget

Budgeted Income	\$	#	Estimated	Actual
Participation fees				
Ticket Sales				
Sponsors/Advertisements				
Grants				
Donations				
Swag Sales				
Other:				
Other:				
Other:				
Total Income			0.00	0.00
Budgeted Expenses		In Kind	Estimated	Actual
Item/Service:				
Advertising				
Graphic Design				
Office Supplies				
Venue Rental & AV				
Performer Gifts				
Photo Backdrops, Registration Desk Supplies				
Piano Moving and Tuning				
Printing: Event Programs, Tickets, Flyers				
Swag Expenses: Mugs, T-shirts				
Ticketleap fees				
Videography				
Website				
Other:				
Other:				
Other:				
Total Expenses			0.00	0.00
Net Income			0.00	0.00

How to Find Grants that Align with Your Project



Discover insights into your next funder

Grantmakers.io makes the public IRS 990 dataset useful to any nonprofit with an Internet connection. If a foundation files taxes electronically, you'll find them here.

 FIND A PROFILE

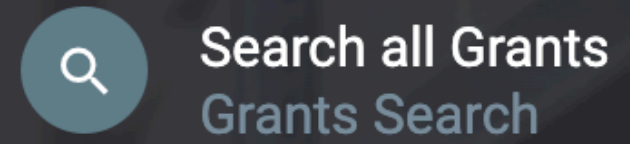

 SEARCH GRANTS

2 Min Activity By Yourself:

**Find One Potential
Foundation for your
Project**



How to Find Grants that Align with Your Project



Discover insights into your next funder

Grantmakers.io makes the public IRS 990 dataset useful to any nonprofit with an Internet connection. If a foundation files taxes electronically, you'll find them here.

 FIND A PROFILE

 SEARCH GRANTS