



Drama-free Sight Reading

Linda Christensen & Kathy Maskell

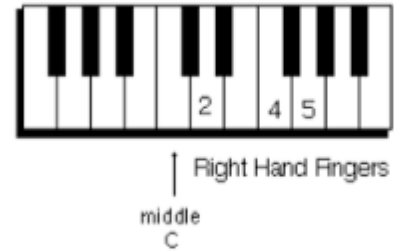
NCKP 2013

U-Pittsburgh

- Notes, patterns, rhythm, intervals
- “Tell me what you see”
- www.pitt.edu/~deben/



Beginners




Rain, Rain, Go Away

Arr: Gilbert DeBenedetti

Rain, rain, Go a - way. Come a - gain some o - ther day.

More *FREE* music:
www.gmajormusictheory.org





Included in honor of those
who died at the World Trade Center
America the Beautiful
Level One, Thumbs share C

Reverently 1 Samuel A. Ward

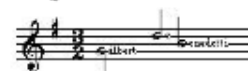
p Oh, beau - ti - ful for spa - cious skies, for am - ber waves of grain, For

pur - ple moun - tain ma - jes - ties a - bove the fruit - ed plain, A -

f mer - i - ca! A - mer - i - ca! God shed his grace on thee, And

Slower

crown thy good with bro - ther - hood from sea to shin - ing sea.



PianoFlash Interactive Flash Cards

- [Piano Flash!](#) Note naming app for iPad by Kristine Gore
- This is by far the best note naming app out there, starting off with 10 notes in the right and left hand.
- Right hand – middle C to G, left hand, Middle C to F. There are five levels in total. You have to recognize a note and then press the correct key on the keyboard. It is on a timer but it doesn't keep a tally of your wrong notes. I find it best to ask students to say the note names out loud before pressing on the keyboard. It is really good to check students are learning by note name and not finger number.



Level 1

PianoFlash! Levels

Level 1: Card 7 of 20

Middle C


The screenshot displays a piano learning application interface. At the top, a dark header contains the text "PianoFlash! Levels" on the left and "Level 1: Card 7 of 20" on the right. The main area features a yellow rectangular card with a red border, containing a treble clef and a single note on the second line of the staff. Below the card is a piano keyboard with the corresponding key highlighted in yellow. The key is labeled "Middle C". At the bottom, there is a progress bar with 15 red dots and 15 grey dots.

Level 3


PianoFlash! Levels

PianoFlash! Levels


Level
3
20 cards



A musical staff with a treble clef and a key signature of one sharp (F#). The melody consists of the following notes: C4, D4, E4, F#4, G4, A4, B4, C5, D5, E5, F#5, G5, A5, B5, C6.



A diagram of a piano keyboard with 12 keys highlighted in yellow, corresponding to the notes in the musical notation above: C4, D4, E4, F#4, G4, A4, B4, C5, D5, E5, F#5, G5.



A green oval button with a white right-pointing arrow, indicating the next step in the process.



Tenuto – Note reading and more

- Notereading
- Intervals
- Key Signatures
- Chord Identification

SmartMusic

- Can use MIDI files from publishers
- Green = right, red = wrong
- Can use MIDI accompaniments with it

The screenshot displays the SmartMusic software interface. At the top, it shows the instrument 'Trombone' and the piece 'Standard of Excellence Band Book 1 - 82. Morning Mood'. The interface includes several control panels: 'Start take' with a microphone icon, 'Tempo' set to 96 with a 'Click' button, 'Location' with 'From' and 'Thru' fields, 'Tracks' with 'My part' and 'Accompaniment' options, and a 'Tuner' section. A yellow bar indicates 'Take 1', 'Listen', 'Keep', 'MP3', and an 'Assessment: 88%' score. The main area shows a musical staff in bass clef with a 3/4 time signature and a dynamic marking 'p'. The notes are color-coded: green for correct and red for incorrect. A vertical green line marks the current playback position.

SightRead Plus

- Listens to you without MIDI!
- Limitation of one note at a time



SightReadPlus

The screenshot displays the 'Sight Reading Exercise' interface on a tablet. At the top, the status bar shows 'Pad', '11:45 AM', and '7%'. The app title 'Sight Reading Exercise' is centered, with 'Menu' on the left and 'Progress' on the right. Below this, a blue header bar contains 'Level 1' and 'No. 33' in the center, flanked by left and right navigation arrows. On the right side of the header, it says 'You scored 100' with a yellow star icon, and 'Notes score 100' and 'Rhythm score 100' below it. The main area features a piano score with a red recording indicator on the left. The score is in D Major (one sharp) and 4/4 time, with a 'Piano' dynamic marking. The bass clef staff shows a sequence of notes: D5, E, G, A, G, E, D. Below the score is a virtual piano keyboard with fingerings: 5 for D, 4 for E, 2 for G, and 1 for A. A hand icon is positioned below the keyboard. At the bottom, there are four control buttons: 'D Major' with a key signature icon, a tempo setting of 60 BPM with a metronome icon, a hand icon with an equals sign, and a 'Rhythm' button with a rhythm icon.

PianoMania

- Listens to you without MIDI!
- Monthly recurring subscription for \$9.99/month
- Half-yearly (6 months) recurring subscription for \$39.99/6 months (2 months free)
- Recurring yearly subscription for \$49.99/year (7 months free)



PianoMania





Drama-free Sight Reading

Linda Christensen & Kathy Maskell

NCKP 2013