

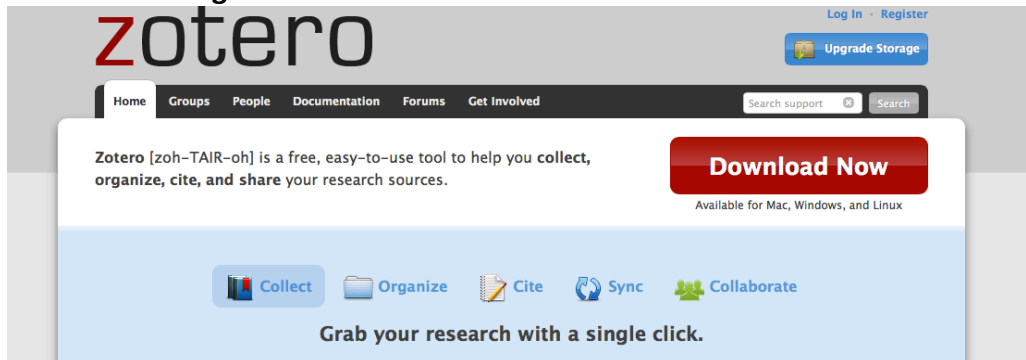
## Pre-Conference Seminar 1: For Collegiate Pedagogy Teachers

*Cutting-Edge Tools to Enhance Independent or Collaborative Research for Collegiate Pedagogy Teachers*

### Research Database Tutorial *How to use the Zotero database*

#### Step One:

Go to **Zotero.org**



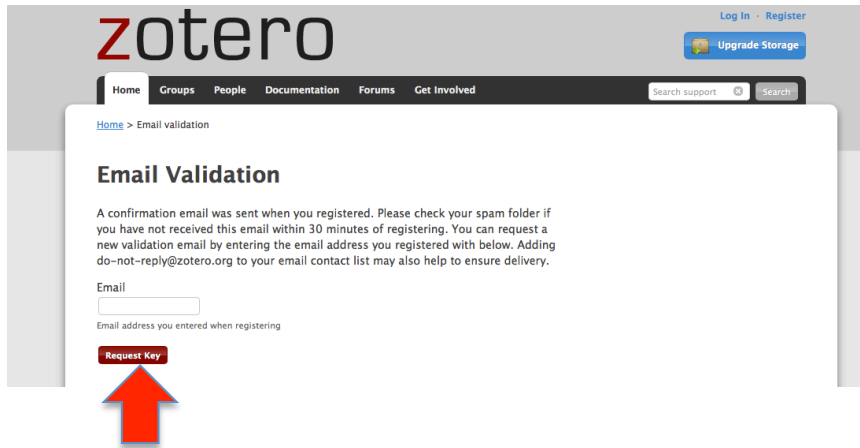
Select the REGISTER button. *You do not need to download this program on to your computer.*

#### Step Two:

Fill in the information requested on the registration page. *You will only need to provide an email address to register.*

A screenshot of the Zotero registration page. The page title is 'Register'. Below the title are links for 'Register for a free account', 'Log in to your account', and 'Forgot your password?'. The registration form includes fields for 'Your username', 'Email', 'Confirm Email', 'Password', and 'Verify Password'. A note on the right side of the form states: 'Registering a user account allows you to sync your library, participate in groups, or post to the support forums. If you previously had a forum account, it was automatically converted into a Zotero account and you don't need to register again.' The 'Email' field is highlighted with a blue border.

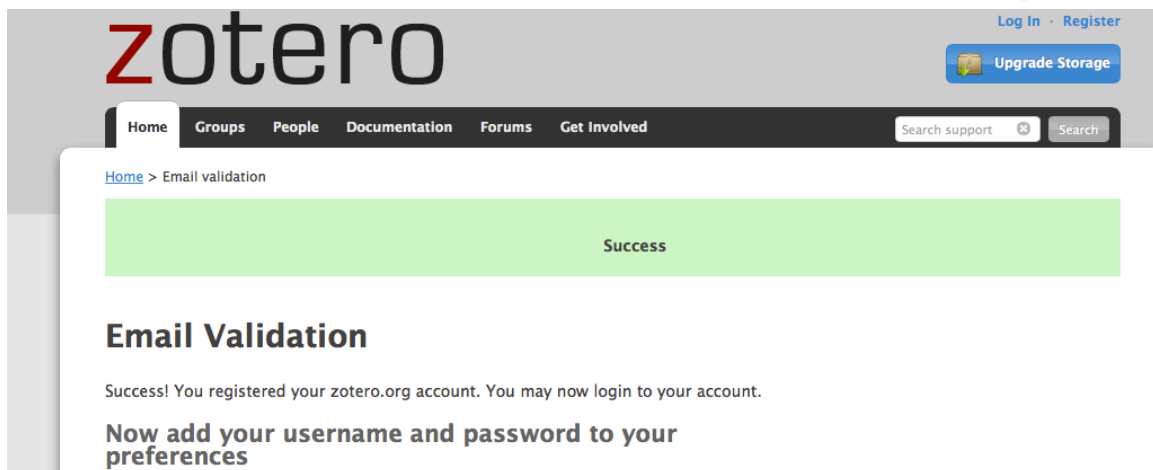
### Step Three:



Enter the email address you used for the registration page and click the “Request Key” button. *Validate the registration by going to your email inbox and clicking on the link attached in the Zotero email.*

### Step Four:

After you click on the link, you should see this window in your web browser.



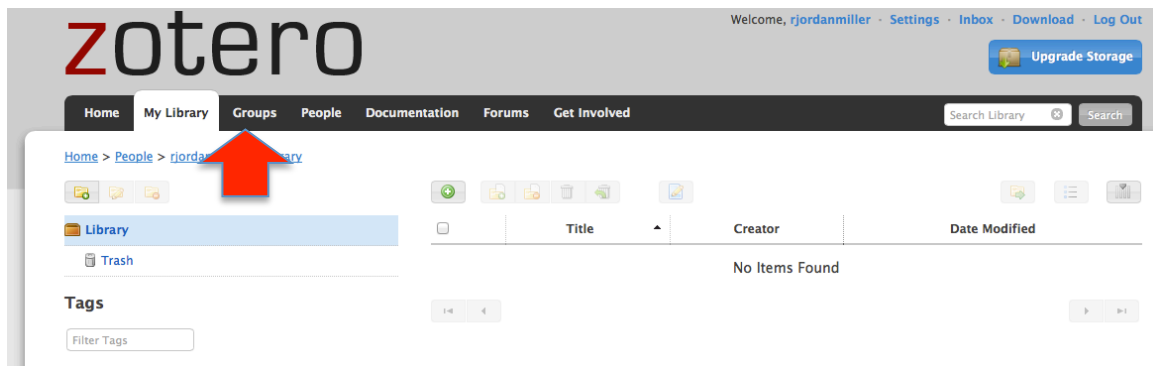
Click on the “Log In” button.

### Step Five:

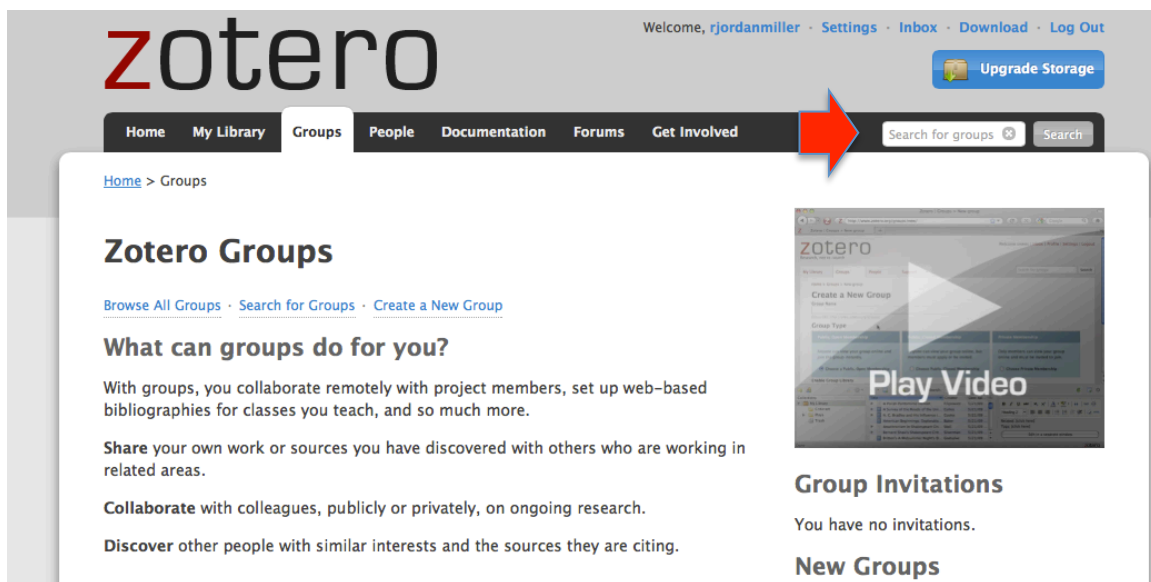
Once you get to the log in page, enter the email address or username and password that you selected when registering with Zotero.

### Step Six:

You will now see the Zotero main page. Select the GROUPS button.



Type **PIANO PEDAGOGY** in the “Search for groups” box.



**Step Seven:** *Select the GROUP LIBRARY and you now have access to the database.*

